



CC40100

Nouvelles références



CC 40103

S N C F




10 020 / 10 520 / 10 020 S / 10 520 S CC 40103 gris métallisé/inox, bandes rouges, vitres d'angle, sans jupes, blason BRIOUDE, Ep.IIIB-IVa

CC40100


CC 40102

S N C F




10 024 / 10 524 / 10 024 S / 10 524 S CC 40102 gris métallisé/inox, bandes rouges, vitres d'angle, sans jupes Ep.IIIB-IVa

Vtu portes louvoyantes coulissantes



40 253 VTU, A10tu, Corail, logo encadré Ep.IV



40 254 VTU, B11tu, Corail, logo encadré Ep.IV



40 258 VTU, A10rtu, Corail, logo nouilles Ep.IV-V



40 259 VTU, B11tu, Corail, logo nouilles Ep.IV-V



40 268 VTU, A10tu, Corail, logo nouilles, Ep.IV-V



40 269 VTU, B10tu, Corail, logo casquette, Ep.V

Vtu

SNCF



40 173 VTU A10rtu Corail, logo nouilles Ep.IV-V



40 174 B10tu, Vtu, B10tu, Corail, logo nouilles, service international Ep.IV




40 175 VTU B11tu, Corail, logo nouilles, Ep.IV-V


SNCF



40 176 VTU A10tu, Corail, logo encadré Ep.IV



40 177 VTU B11tu, Corail, logo encadré Ep.IV



40 178 VTU B10tu, Corail, logo encadré Ep.IV